

The neutral Carré lockable shelves allow you to create both a clean-lined or playful horizontal grid of eyewear presentations on any flat surface. Present your luxury sunglasses or eye glasses in an orderly manner, both open and closed. Create a playful and spacious spectacle wall with these sleek yet robust wall-shelf eyeglass presentation. Use it nearby the window to attract the passer-by,

SPECIFICATIONS:

Security: Key-locked
Material: Steel, coated at 180°C

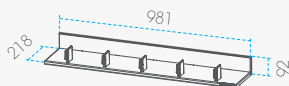
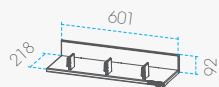
UNIQUE FEATURES:

Horizontal security
Open and close per shelf
Optional open presentation
Solid closing mechanism
Light reflection due to L-shape
Easy assembly
For sunglasses and prescription frames

DIMENSIONS:

Horizontal grid: 190mm
Vertical grid (advised): 300mm

VARIATIONS:



CLB.3.KL

Capacity: 3 frames
Weight: 2,6 kg

CLB.5.KL

Capacity: 5 frames
Weight: 3,7 kg


AVAILABLE COLOURS



Traffic white
Matt
RAL 9016

L-BODY

LOCKABLE SHELVES



TOP | vision
I N S T O R E

www.topvisioninstore.com
sales@topvisiongroup.com
+31 (0)23 517 66 77